


WALL CABINET

800BAFCO
www.bafco.com



FREE COMBINATION







Wall cabinet series of Kano, being functional while maintaining the unique texture of the products, endows the workplace with modernity and avant-garde, putting it at the cutting edge of the office furniture.



Distinct from the single utility of traditional office, art, as the soul of office, has been integrated into daily office life.



As dedication is our sole belief, we always keep it original and unique.





Endowed with composure and its own style, marbling and wood grain create an aura of simplicity and warmth, easing the tension from working area.



Design & attitude

Creating an unique office space

Open-plan area, combined with closed area; storage area, combined with display area, creating a high-performance working area.






The appropriate design, with the balanced stress on its space, displays the combination of softness and hardness, rarely orderly yet intriguing, rational yet creative.




Design & soul

Creativity, the soul of our design

DISPLAY OF SINGLE WALL CABINET DRAWING




FQG43
600W×300D×2621H mm



FQG45
600W×338D×2621H mm



FQG47
600W×372D×2621H mm



FQG49
900W×300D×2621H mm



FQG44
600W×300D×2941H mm



FQG46
600W×338D×2941H mm



FQG48
600W×372D×2941H mm




FQG50
900W×300D×2941H mm




FQG51
600W×335D×2621H mm



FQG53
600W×335D×2621H mm



FQG55
600W×338D×2621H mm



FQG61
900W×300D×2621H mm




FQG52
600W×335D×2941H mm




FQG54
600W×335D×2941H mm



FQG56
600W×338D×2941H mm



FQG62
900W×300D×2941H mm




FQG63
1200W×300D×2621H mm



FQG57
2400W×515D×2621H mm




FQG59
2400W×350D×2621H mm



FQG64
1200W×300D×2941H mm



FQG58
2400W×515D×2941H mm



FQG60
2400W×350D×2941H mm

DISPLAY OF SINGLE WALL CABINET DRAWING

RECOMMENDED CABINET COMBINATION


1. For the LED transformer, allocate 50-150mm gap at the top of the cabinet and the ceiling.
2. It is recommended to allocate a gap of 20-150mm gap on left and sides for easy installation on-site.
3. If client chooses not to install the sealing plate, the space between the cabinet and wall should not exceed 10mm, and the LED lights transformers cannot be installed.



8100W×372D×2621H mm




5400W×350D×2621H mm




6000W×515D×2621H mm



3000W×338D×2621H mm



3000W×372D×2621H mm



3900W×338D×2621H mm

COLOR BLENDING DESCRIPTION

Cabinet Body: The color is either Meteor Grey or Dark Khaki, Customization not possible.

Backboard: The color is either Meteor Grey or Dark Khaki + Stone Grain Fireproof board can be used for customized models. Lacquered painted option is not possible.


Door Panel: Standard module is either Meteor Grey or Dark Khaki. Wood Grain option is possible for customized models.




CF01
Silver Powder Oak




CF09
Log (Raw) Walnut



CF12
Coffee - Rift Cut



CF08
Brown Walnut - Rift Cut



CY07
Walnut



CY08
Black Walnut




CF07
Iron Wood - Rift Cut




CF26
Dark Khaki



CF17
Meteor Grey



CF13
Emperador Silk Grey



CF30
Marquina Black