



VANTIONE

MAKING A

PRODUCT

PRESENTA -

TION







COMPANY PROFILE

DEEPLY TOUCHED BY PEOPLES' PRECIOUS MOMENTS
IN LIFE, THE POCKETS OF JOYFUL MEMORIES AND
THE EMOTIONS THAT ARE CREATED IN THEIR SPACES.
THESE UNIQUE EXPERIENCES FORM A RHYTHM THAT
WE WANT TO ADVANCE IN OUR DESIGNS.





RAW MATERIALS

CONTENTS

A

CHAIR

CAPA
LIGHT
CAPA
IZO
IZU
EDGE-W



LOUNGE

IZA
ZENA
CLIPS
LINE

SOFA

IZANO
KURT
EDGE
AGE
DAWN
ARES
SCONE
MEMO

POUF&BENCHE

GALLERY

B

COOPERATION SERIES

U-BOX



C

TABLE

SHIRE
MT-90
GALLERY
PATO
DOMO

TEA TABLE

CT-120
OT-150
RT-40
RT-50
MA-90



CAPA design concept from the design of the cascade performance, through different seat shell type with different kinds of chair legs configuration, based on modelling from overlay produces more change, suitable for variety of space: such as restaurants, office, home-living, hotel, education, learning environment, commercial space, etc., CAPA combination and configuration can be the right choice. The goal is to reduce the amount of plastic materials, reduce the dependence on petrochemical plastics and reduce the carbon footprint, and consider the environmentally friendly practices in mass production so that we can leave a better living environment for the next generation.

CAPA

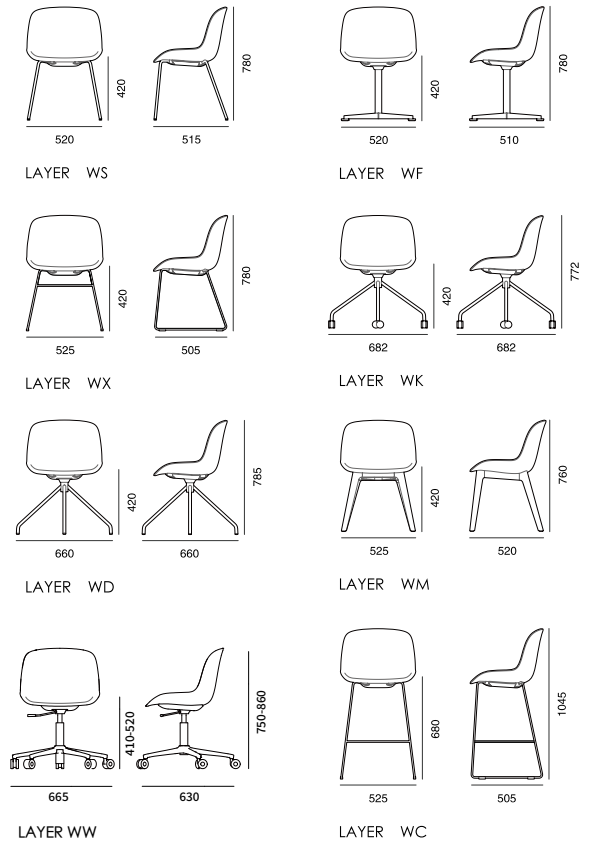




Fit the back and more comfort.

The high back of the chair fits the curve of the body and provides constant support for the spine. The ergonomic chair seat folds inward, with stable wooden base, that effectively improves the sitting feeling. The color matching between the inner lining and the chair shell enhances the space style.

CAPA



Chair shell and seat deduce advanced color balance,
 Break the serious atmosphere of the meeting room;
 Light up the vitality of the space.

Multiple chair bases collocation, as needed,
 Reflecting more use of LAYER

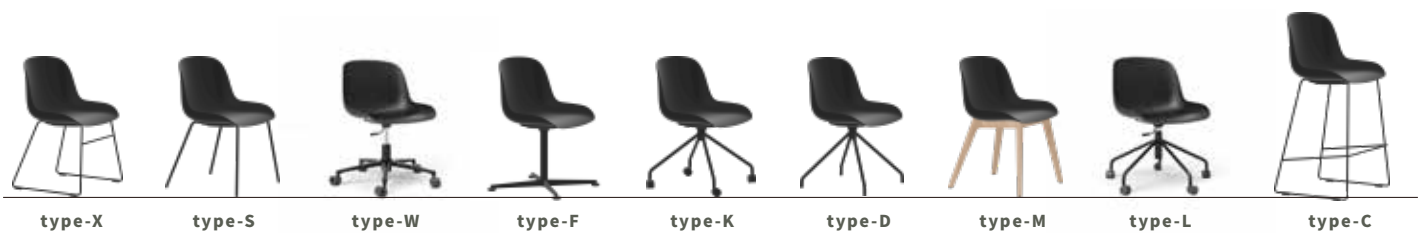
CHAIR SEAT CONFIGURATION



CHAIR SEAT COLOR



CHAIR BASE CONFIGURATION





The design of LIGHT CAPA comes from the extension series of CAPA, and the overall design is more compact. While extending the screw-free design structure of CAPA parts, the selection of the whole series becomes richer. That meeting the use requirements of different spaces, people and scenes, making the whole series more complete and elegant on the appearance. Multiple colors embellish each scene.



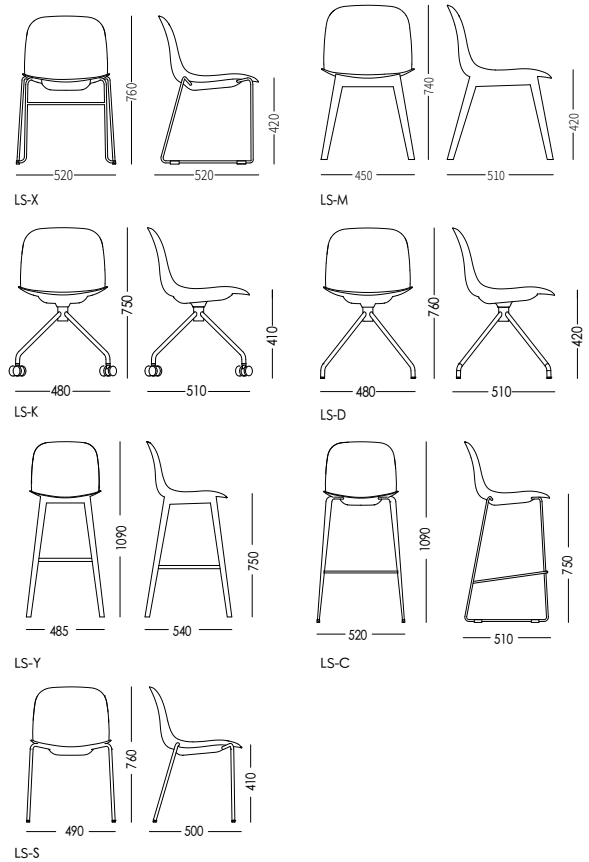
LIGHT CAPA

Breaking space bondage, deducing elegant visual center.

Breaking space bondage, deducing elegant visual center. The elegant temperament of LIGHT CAPA itself is transferred to the whole chair series, with a variety of chair bases, from the office space to the home living, to meet the beautiful lines while breaking space constraints



LIGHT CAPA



LIGHT CAPA thin metal legs and narrow back make it the lightest and narrowest in the family, so that the LIGHT LAYER "seat", as its name, can be stacked and stored, which is widely used in training space, temporary meeting space and dining space.

CHAIR SEAT CONFIGURATION



CHAIR SEAT COLOR



CHAIR BASE CONFIGURATION



CAPA / LIGHT CAPA

Spare parts without screws assembly mechanism design.

spare parts



Installation method



①

Insert the bottom bracket into the slot



②

The buckle aligned with the metal frame



③

The buckle aligned with the steel pipe and insert



④

The buckle pushed into the slot along the steel pipe



⑤

The four buckles pushed into the slots respectively



⑥

The bottom cover aligned with the metal frame



⑦

The bottom cover aligned with buckles and lock



⑧

Installation completed

***Without any tools,
one person can easily achieve unlimited assembly.***






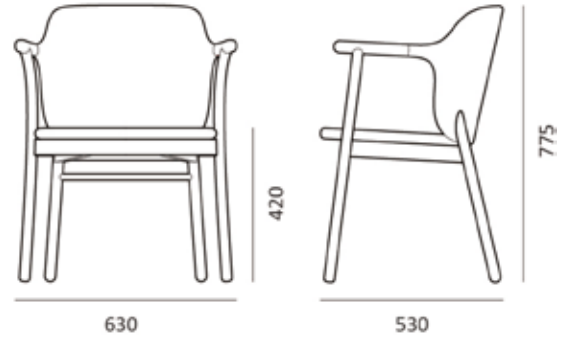
IZO

IZO, the combination of wood and upholstery materials challenges the limitations of traditional manufacturing process. When IZO sits elegantly at the environment, it brings out the furniture beauty of the space, and of course, IZO is also a unique character when viewing the overall space

The same gene stretching the imagination of infinite space.



IZO



IZO, different color collocation presents different temperament, can be used with a variety of space collocation, make a chair more diversified.

STYLE PRESENTATION



WOODEN FOOT CONFIGURATION



Red oak natural color, black



black walnut natural color



beechwood natural color, black





IZU

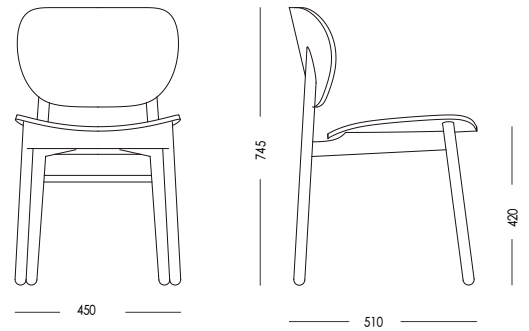
In keeping IZO original main design spirit and language, with a more simplified perspective to expand the whole design. IZU wooden chair mainly has 3 different configurations, which can make the space arrangement more diversified, and more easy to meet the comprehensive scene of office, home, restaurant, public space and so on

Provide the space scene more possibilities.

Expand from a more simplified perspective to meet the needs of different space.



IZU



IZU is a light solid wood chair that creates the most comfortable sitting. The balance combination of upholstery and wooden furniture is suitable for different spaces, and different materials present different effects in each space, which can blend into a relaxed atmosphere for each scene


STYLE PRESENTATION



OVERALL CONFIGURATION




Red oak natural color, black



black walnut natural color





EDGE-W

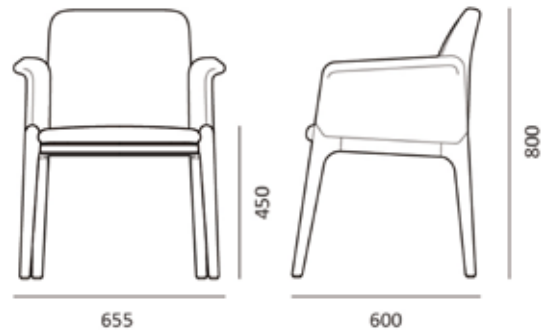
Edge-w, as its name implies, is a small sofa with EDGE extension. The wooden seat has the feeling of sitting on a sofa, which provides a variety of choices and matches. It is suitable for various spaces, and each space can be integrated into and does not disturb its design characteristics. The texture of wood design is also close to the home environment, warmly embellish the space atmosphere

Let the chair have the sitting feeling on sofa.

Be a thoughtful friend and take care of your needs.



EDGE-W



The perfect blend of fabric and solid wood,
It embodies the primitive mystical beauty of minimalism,
which is real and free without the trivial of any carving.


STYLE PRESENTATION



WOODEN FOOT CONFIGURATION



Red oak natural color, black



black walnut natural color



beechwood natural color, black





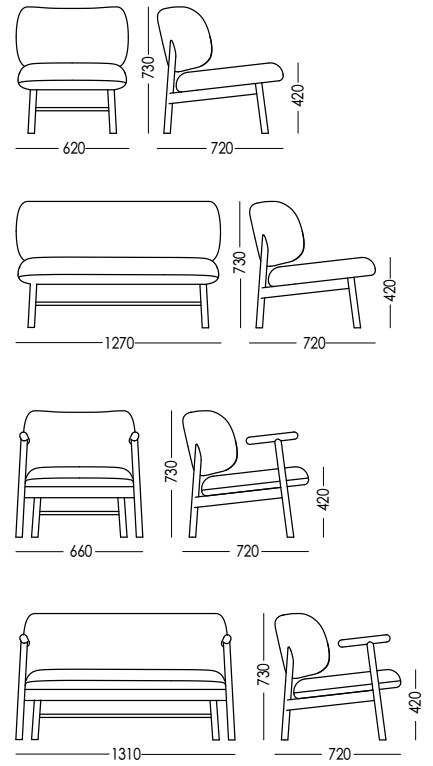
IZA

IZA's curving fits body, soft bag backrest and seat cushion with solid wood armrest give people a comfortable feeling of sitting, launched with armrest, no-armrest two versions to meet the needs of different people and scenes.

Classic design elements subtly cater to multiple functional needs. Create a unified space style.



IZA



IZA leisure chair, taking into account the practicality, comfort property, unique and humanized structure.

People are completely absorbed in leisure and entertainment without any fatigue.

STYLE PRESENTATION



WOODEN FOOT CONFIGURATION



Red oak natural color, black



black walnut natural color



The structure of ZENA is sharp and angular, and the lines are delicate and intuitive. We always carefully grasp the use of lines and strive to reflect different structural beauty from each Angle. With different chair bases, the diversity of choices highlighted.

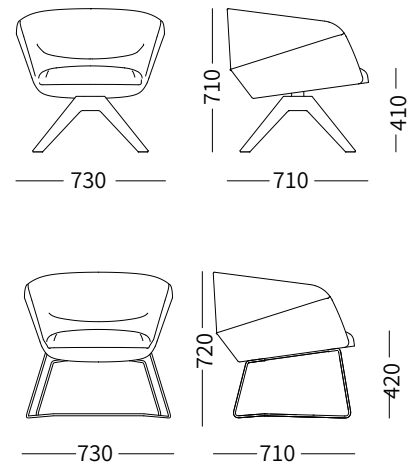
ZENA



Different views of the structure are presented from multiple angles.



ZENA



The identifiable shape with different chair bases is the first choice for office space.

Surrounding armrest design, redouble the comfort.

STYLE PRESENTATION



CHAIR BASE CONFIGURATION



Beechwood natural color, black



Metal base Chromed, black





CLIPS

Clips is an amazing item.

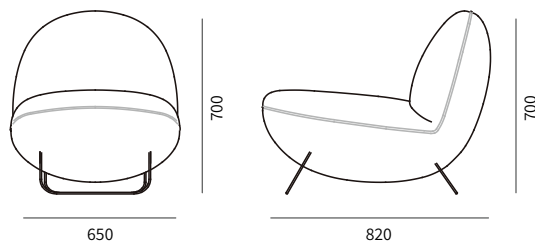
It's shape is flexible and very indentifiable.

But this time we design it to be more.

**Clean structure,
create more possibilities.**



CLIPS



The abstract lines and full colors of CLIPS sofa are highly decorative and appealing under the changes of light and shadow.

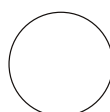
PARTIAL COLOR RENDERING



CONVENTIONAL COLOR OF PIPE RACK



黑



白



LINE

LINE is a simple and straightforward sofa, His lines are smooth and pure. It's like the 8-hour attitude I want to define: simple, efficient, clear, elegant.

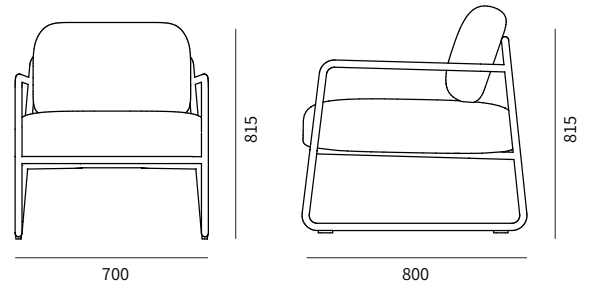


Giving the space scene more possibilities.

Expand from a more simplified perspective to meet the needs of different space.



LINE



Thick volume with smooth lines,
Creative structural design,
Sit and feel comfortable doubly.


STYLE PRESENTATION



CONVENTIONAL COLOR OF PIPE RACK



Black



White



Electroplate





IZANO

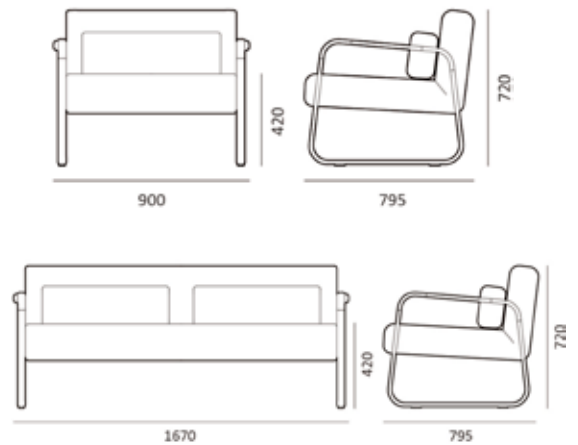
IZANO sofa brings the simple and personalized modern design into the home environment. Without the large volume and weight of traditional sofa, it lightens the sense of visual volume of home space. Like IZO wooden chair, it challenges the traditional production technology, The design attempts to the combination of metal and wooden armrests, and trying to show the design style of modern technology mixing.

Blend modern and concise design into the home environment.

The original lasting appeal of solid wood is overflowing everywhere in the elegance of modern home living.



IZANO



The monochrome design in the armrest makes the whole product simple and unified, and the two-color design gives the sofa richer sense of levels to realize the diversity of choice.

STYLE PRESENTATION



Single person sofa



Two seater sofa

HANDRAIL CONFIGURATION



Red oak natural color



black walnut natural color





KURT

KURT's exterior design is flat and smooth, which can be combined freely to give different space placement requirements. The interior design is fluffy and soft, and the comfortable sitting feeling brings a relaxed experience. The "contrast" between inside and outside realizes harmonious coexistence, and the merger of functionality, aesthetics and practicality.

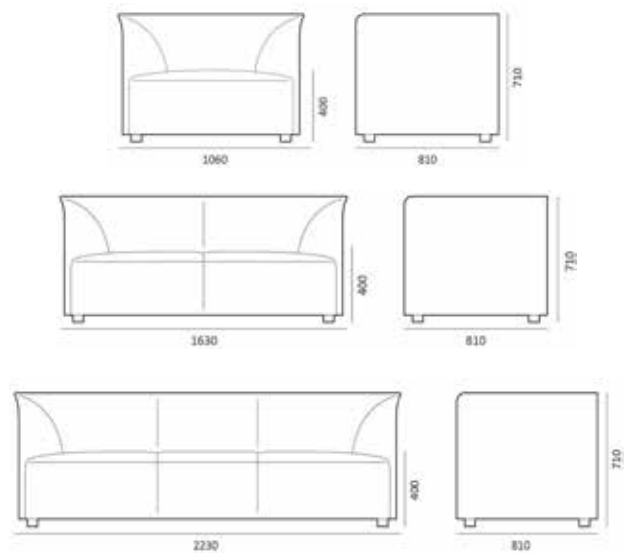
Flat on the outside and soft on the inside. Various combination methods to show free along with.



KURT



Combining practicality and comfort, unique and humanized structure,
Bring total immersion in leisure and entertainment.



STYLE PRESENTATION



Single person sofa




Two seater sofa



Three seater sofa





EDGE

EDGE modeling is full of features. The design of backrest and armrest fits the human body, bringing comfortable sitting feeling. Different sizes meet different needs and bring you more choices. The interior and exterior colors match the overall shape to enhance the sense of layers and enhance the visual experience.

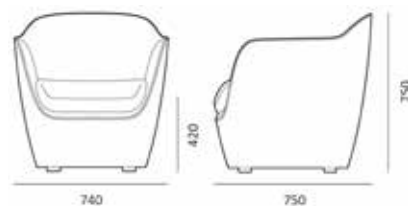
Strong modeling recognition, rich sense of layering.



EDGE



Strong modeling identification, impressive, rich sense of layering,
The radian of the seat cushion is close to the human body and comfortable.



STYLE PRESENTATION



Single person sofa





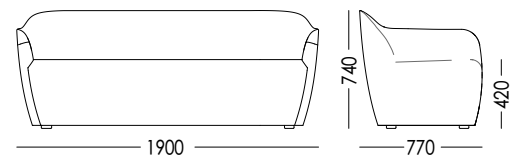
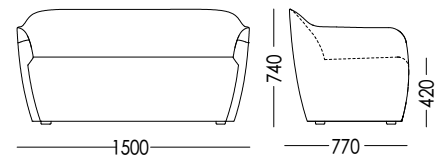
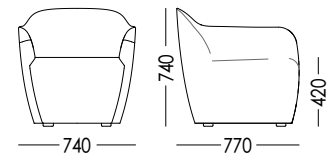
AGE

The modeling of AGE comes from the simplification of EDGE, which is refined and extended while retaining the functionality of EDGE, giving this sofa different possibilities.

**Strong modeling identification,
unified structure as a whole.**



AGE



Various sizes to meet different needs. In the space it can not only interact with the whole but also highlight the sense of independent existence.

STYLE PRESENTATION



Single person sofa



Two seater sofa



Three seater sofa



Elegant color and gentle simple sense, will be contemporary household comfortable and perfect summary into a kind of concise, refined. The shape of DAWN highlights its soft texture, which is chic and soft, with strong visual experience and comfort, increasing people's yearning for leisure time.

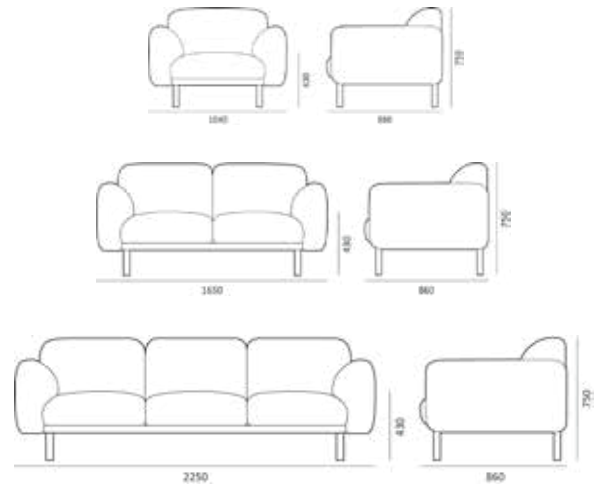


DAWN

Delicate modeling highlights its soft texture. Comfortable but not losing visual experience.



DAWN



The sofa filling has an expansive profile, sewing lines draw the outline of neat lines, soft, full of ingenuity, giving a person enough sense of security.

STYLE PRESENTATION



Single person sofa



Two seater sofa



Three seater sofa

WOODEN FOOT CONFIGURATION



Red oak natural color



ARES looks square in shape, but the details are round and delicate, making it a clever combination of straightness and softness. Personalized structure collocation and rich colors giving sofa lightsome feeling, which adds a few cheerful moments for the vision.

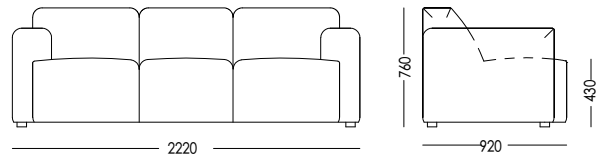
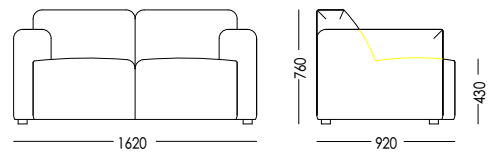
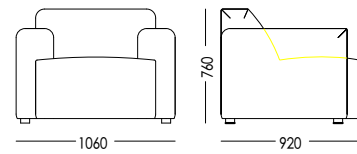
ARES



Personalized structure with exquisite details.



ARES



ARES can also be assembled freely,
with modular functionality,
Give the space a clever sense of atmosphere.

STYLE PRESENTATION



Single person sofa



Two seater sofa



Three seater sofa



The SCONE's rounded lines and full filling make it visually comfortable, while the soft fabric makes it visually comfortable to sit on.

SCONE



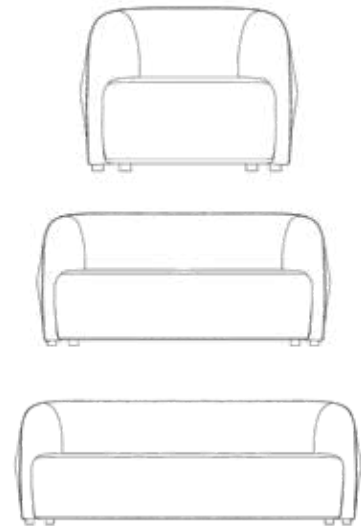
The collision of round appearance and color.burst out the soft beauty in silence.



SCONE



Lines on the back and sides of the SCONE give it a more layered volume,
Makes it look and feel different from all angles.



STYLE PRESENTATION



Single person sofa



Two seater sofa



Three seater sofa



The MEMO combines comfort with elegance and highlights visual features to match softness. The expansion of the filling makes the body to be loaded and wrapped, have to immerse in comfort and warmth. This is the experience that can be brought about by an accomplished sofa.

MEMO



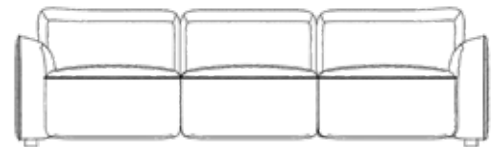
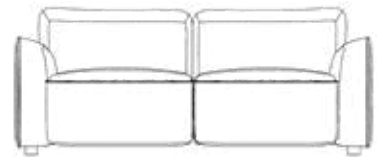
**Low-profile yet special.
Flexible combination mode is
not restricted.**



MEMO



MEMO also satisfies the properties of composition, In the same space, different colors and modules can give different visual effects.



STYLE PRESENTATION



Single person sofa



Two seater sofa



Three seater sofa



The shape of the GALLERY series comes from the arch of the building. The perfect balance between arcs and straight lines is sought to show the volume of the building in the expression of the furniture. And through the different width of the block and the details of the fabric, give the series more layers of variation.

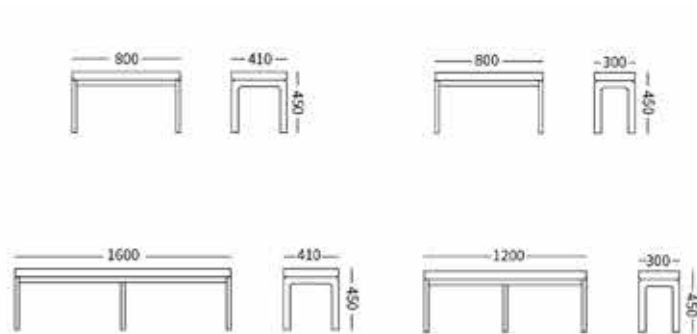


GALLERY

Find the perfect balance between arcs and straight lines.



GALLERY



With strong versatility, it can be used in both restaurants and offices.
Suitable for a variety of spaces to meet different needs.

STYLE PRESENTATION



800*410



800*300



1200*300



1600*410

WOODEN FOOT CONFIGURATION



Red oak natural color,black



This is a product series developed from the functional and practical point of view. With more and more open spaces, people also want to preserve personal social distancing. In addition, as a part of the space, furniture can be more integrated with the space itself, and bring flexible differentiation to the space, which is also the starting point of this series design.

Throughout the whole collection, we use modular design, evolving from basic elements into functional forms that can be used independently or in combination. The light back frame removes the heaviness of traditional sofa, making this series more suitable for modern space. The different block surface collocation lays the foundation for the rich color expression of this series of products. The combination of solid wood frames adds more warm and natural elements to the collection.

U-BOX



**Modules are abundant and social distancing is preserved.
Multi-angle research and development integration space itself.**



Integrate rich color elements into the space.





Achieve flexible space differentiation.

U-BOX





SHIRE's shape in the overall stable, through clever angle cutting changes, bring a relaxed visual experience. As a general-purpose solid wood table, SHIRE can be used in all kinds of spaces, from office meetings to dining. Different wood color matches more different scene needs to provide more possibilities.

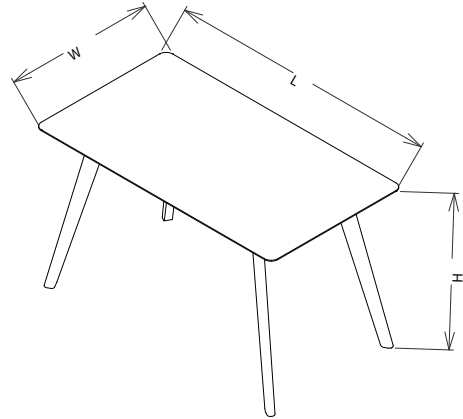
SHIRE



Multi-space universal, to achieve different scene requirements.



SHIRE



L	W	H	L	W	H
180	100	75	180	100	105
200			200		
220			220		
240			240		
260	120				
280					
300					
360					

SHIRE's simple design gives flexibility to the choice of space, which also ensures the simplification of product materials and the continuation of sustainable design ideas. SHIRE also has a table with an electric track, with the function on the leg line.

STYLE PRESENTATION



SHIRE MINI



1400*700



1600*800



Φ1000

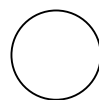


Φ1000

TABLE TOP CONFIGURATION



Imported birch plywood with red oak veneer



white laminated veneer



black laminated veneer

TABLE FOOT PRESENTATION



Red oak natural color, black



beechwood natural color, black



With strong versatility, it can be used in both restaurants and offices. Suitable for a variety of spaces to meet different needs.

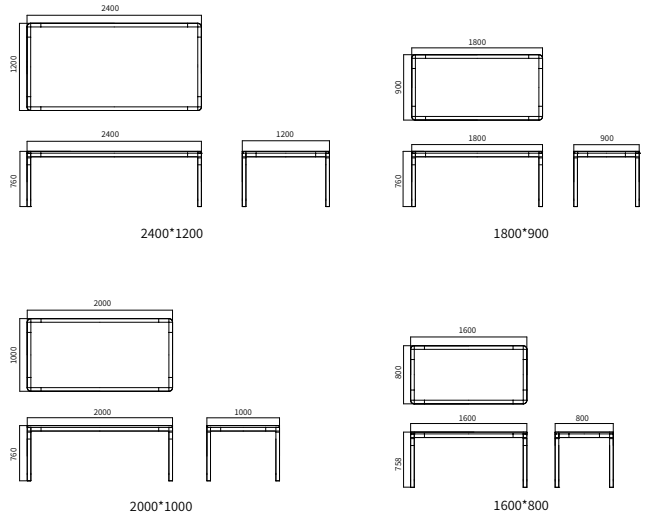
GALLERY



Find the perfect balance between arcs and straight lines.



GALLERY



With strong versatility, it can be used in both restaurants and offices. Suitable for a variety of spaces to meet different needs.

STYLE PRESENTATION



1600x800



1800x900



2000x1000

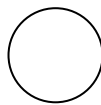


2400x1200

TABLE TOP CONFIGURATION



Imported birch plywood with red oak veneer



white laminated veneer



black laminated veneer

TABLE FOOT PRESENTATION




Red oak natural color, black



beechwood natural color, black





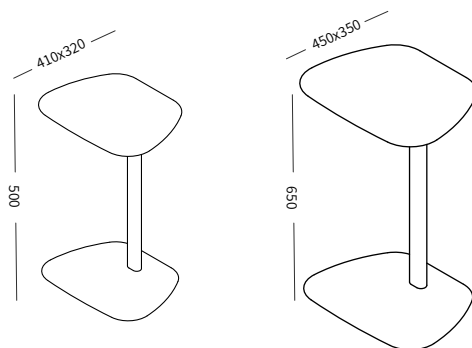
PATO

Working easily in any place will become the norm of office in the future. PATO is small and light, and can be flexibly transferred to change their working scenes, which bringing convenience to temporary meetings and collaboration.

**Lukewarm colour and lustre,
build the heal feeling of space.**



PATO



Solid wood and composite material of the desktop with color and warmth, become the elegant decoration of the space, that easily create a sense of heal feeling, each color for injection of daily vitality.

STYLE PRESENTATION



TABLE TOP CONFIGURATION



Secret black

Surface material :HPL



Snow White

Surface material :HPL



Neutral grey

Surface material :HPL



Ginger grey

Surface material :HPL



Beech

Finishing: wax



Red oak

Finishing: wax

Base material: Plywood/MDF

TABLE FOOT PRESENTATION



Secret black



Snow White



Neutral grey



Ginger grey



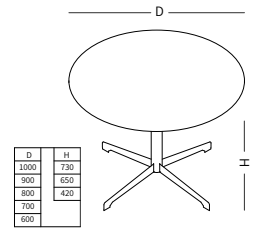
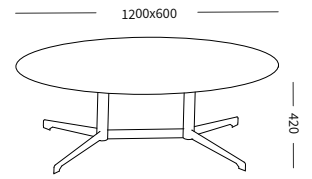
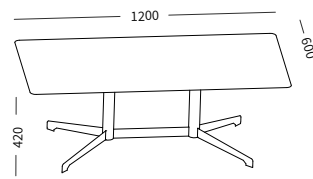


DOMO has round, oval, rectangular desktops ranging in diameter from 50 cm to 120 cm. Metal base available, white, black, chromed, with transparent footpad. There are many choices of desktop materials, MDF, plywood, natural solid wood.

Natural solid wood concave and convex touchable. The warmth of inside collect with time precipitation.



DOMO



DOMO is 420mm to 1050mm in height and comes in a variety of sizes, supporting all the ways people like to live and work: relaxing, negotiating, standing or sitting on the sofa.

STYLE PRESENTATION



TABLE TOP CONFIGURATION



solid wood
Red oak



solid wood
Beech



Surface material :HPL
Multilayer board



Surface material :HPL
Multilayer board



Surface material :HPL
MDF



Surface material :HPL
MDF

TABLE FOOT PRESENTATION



Secret black



Snow White



Electroplated silver



Solid wood table top and steel table frame, through different material matching, provide a lot of possibilities for this table. The high technology also provides the guarantee for the quality of this table.

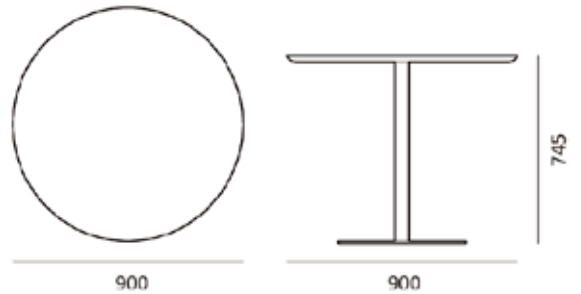
MT-90



High quality technology to provide quality assurance.



MT-90



The simplicity of the structure makes the MT-90 suitable for more space. Abandoned the complex design, give play more space.

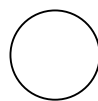
STYLE PRESENTATION



TABLE TOP CONFIGURATION



Imported birch plywood with red oak veneer



white laminated veneer



black laminated veneer

TABLE FOOT PRESENTATION



Steel table base powder coating white color



Steel table base powder coating black color



This series of tea table changes through the line of frame modelling, different visual effect is being shown in different angle of view. In the light of the volume but into the geometric stability, staggered lines under the change of light and shadow to project amazing wonderful images.

The warmth sides of solid wood softens the cold feeling of the metal lines at the bottom, and the warm touch brings good experience.

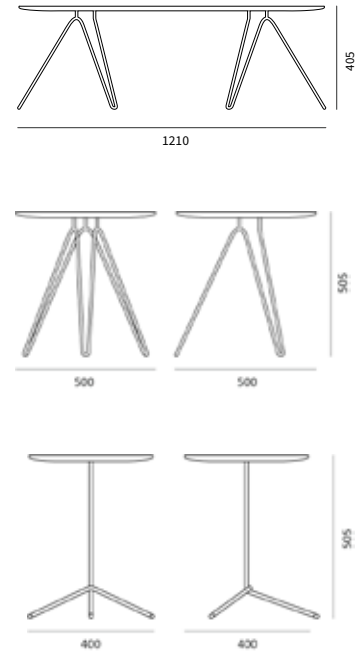

CT-I20 , RT-40 , RT-50



**The geometry of stability into
light feeling of volume.**



CT-120, RT-40, RT-50



All three tea tables are designed in the same way,
Simple lines do not lose the sense of design, but combination and
collocation effect even better.

TABLE TOP CONFIGURATION



CT-120



RT-50



RT-40

TABLE FOOT PRESENTATION



Red oak natural color, black



black walnut natural color



beechwood natural color, black




These two tea tables are inspired by the interlaced wood stacked itself. Extracted stacking crisscrossed element, we undertake refining line and induction, retained the plain feeling of lumber itself in this process, make these two tea tables having contracted and simple temperament.

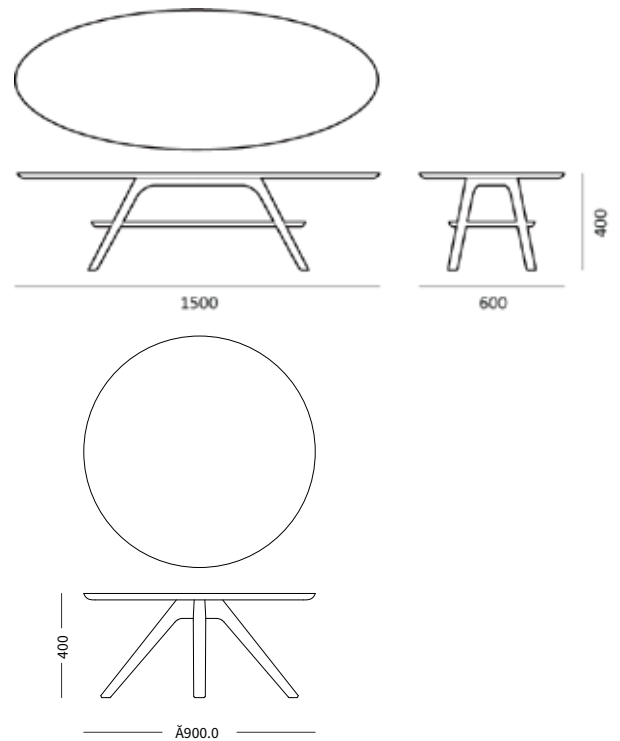
OT-150 , MA-90



**Retain the simplicity of the wood
itself and restore its authenticity.**



OT-150, MA-90



All-wood design better fits the emotional needs of home and other spaces for comfort and warmth. The wooden base design creates a unique balance advantage and ensures the stability of the whole structure.

STYLE PRESENTATION



MA-90



OT-150

OVERALL CONFIGURATION



Black walnut tea table base
Tea table top and the layer are red oak natural color.



Beechwood base natural color and black color
Birch plywood with red oak veneer.



LAYER



LIGHT LAYER



IZO



EDGE-W



ZENA



CLIPS



IZU



IZA



LINE



EDGE



IZANO



KURT



AGE



DAWN



ARES



SCONE



MEMO



SHIRE



GALLERY



PATO



DOMO



CT-120



MT-90



OT-150



RT-40



RT-50



MA-90



U-BOX





بافكو
BAFCO

Dawn



MLF-13



MLF-09



MLF-22




MLF-20



MLF-14



MLF-32



MLF-16



MLF-12



MLF-36




MLF-08



CUZ-30



CUZ-2W



CUZ-62




CUZ-1W




CUZ-1R



CUZ-1E



CUZ-1F



CUZ-1M




CUZ-31



CUZ-86



CUZ-2Q



CUZ-90

Dusk



SD-02



SD-13



SD-15



SD-10



SD-62



SD-83



SD-43



SD-21



SD-46



SD-53




SD-32



SD-47



SD-103



SD-35



SD-27




SD-80



SD-42



SD-38



SD-158




SD-24

Noon



F-61095



M-60167



M-61002



M-60004



M-62002



M-63064



M-61003



M-60999



M-63017



F-63044



F-60999



F-64102



F-64103



F-66081



M-67053



M-66010



M-66144



M-68115



M-67054



F-66082




M-68005



F-68070


Morning



MZ-64135




MZ-61163




MZ-64136




MZ-61207



MZ-62063




MZ-64137




MZ-61211



MZ-68146




MZ-60186




MZ-64139




MZ-61208




MZ-68143



MZ-66175




MZ-68144




MZ-66159




MZ-60188




MZ-67063




MZ-68141



MZ-66136




MZ-60189



MZ-60999




MZ-68142



MZ-66160

Sunset(1)



OOC16




OOC13



OOC05



OOC07




OOC08



OOC11



OOC12



OOC04



OOC06


Sunset(2)




CSE19




CSE36



CSE26




CSE37



CSE03



CSE13



CSE29



CSE35



CSE40



800BAFCO
www.bafco.com